

READY TO RACE

EN

CHALLENGE ACCEPTED!

KTM ENDURO RANGE 2024

The KTM logo is displayed in white on an orange rectangular background in the bottom right corner of the image.



A dramatic landscape featuring a wide, muddy river valley between steep, forested mountains. On the left, a small village with several buildings is built on a steep, rocky cliffside. The sky is overcast and grey. The overall color palette is dominated by blues and greys, with some brown tones from the river and the buildings.

**WE WERE
CHALLENGED**

2-STROKE



REDEFINE THE LIMITS OF ENDURO

The innovative new developments on the 2024 KTM 2-stroke Enduro models make them more than ready to shatter limits and raise the sport to higher levels. WP Closed Cartridge fork offer Factory-level performance as standard, allowing you to soak up bigger hits and take on more extreme terrain. The new models also feature an advanced Throttle Body Injection (TBI) system. An innovative system that delivers the optimal, tractable power to conquer steeper and higher climbs – without having to worry about jetting.



GRAPHICS

The high quality inlay graphics are both stylish and durable, ensuring your bike still looks good on the podium after the race.



95 PERCENT NEW



RADICAL NEW ENDURO TECHNOLOGY!

CHANGE THE GAME

The bike has been redesigned with input from FIM Hard Enduro world champion Manuel Lettenbichler. The 2024 KTM EXC 2-stroke models are 95% new. They can take bigger hits, are more well-balanced, and respond instantly when you crack the throttle.

Electronic Throttle Body Injection, optimized fueling, selectable engine maps

New 48mm WP XACT Closed Cartridge fork and refined PDS shock system

Tool-free compression & damping suspension adjustments

Compact exhaust system with enhanced ground clearance

Improved reed valve case design preventing fuel excess in extreme terrain

Forged triple clamps offer more movement and flex to the rider

ARE YOU READY FOR IT?

THE FUTURE OF



01 FRAME

A redesigned frame gives exceptional rider feedback, energy absorption and stability.

02 ENGINE

New injection technology provides instant power when you need it, as well as more control and consistency.


03 WP XACT CLOSED CARTRIDGE FORK

The closed cartridge fork offers improved adjustability and better, more consistent damping control throughout the ride.

ENDURO IS HERE!



KTM 300 EXC



4-STROKE



A WHOLE NEW EXTREME EXPERIENCE

The 2024 KTM 4-stroke Enduro models have been completely redesigned to take on the world of Enduro and beat it. Improved contact points and the centralization of mass allows the rider to have better control over the bike, especially through more challenging terrain. There are many innovative firsts on the new 2024 model. For the first time ever on a production Enduro bike, a Quickshifter can be added (optional) meaning that you have one less thing to worry about when you're keeping the throttle wide open and blasting past your competition.

MAP SELECT SWITCH

New optional switches allow the rider to easily swap between engine maps and activate traction control to better manage the ride! Map 1 is standard and linear. Map 2 is more aggressive.



95 PERCENT NEW



REACH NEW EXTREMES

READY FOR MORE RADICAL ACTION

A huge range of updates arrive on the 2024 KTM EXC-F 4-stroke models. Updated bodywork, more adjustability, and the centralization of mass result in a bike that is more stable and easier to control for longer periods of time.

All-new frame: Enhanced flex for unmatched rider feedback and stability

1.8 kg 2-piece subframe (aluminum & polyamide) with integrated electronics

LED headlight with dramatically improved light output (approx. 300%)

All-new OCU (under seat) replaces electronic fuses and relays

The same Enduro-specific 6-speed gearbox shared throughout the range

PUSH IT HARD KEEP IT



01 ADJUSTABILITY

Hand adjusters on the forks and PDS (shock) let you quickly and easily refine your settings on the go so you can continue stretching those limits.

02 BODYWORK

New bodywork improves maneuverability thanks to improved contact points throughout the motorcycle.

03 MASS CENTRALIZATION

The engine has been rotated 2 degrees backward to further centralize rotating masses, improving balance and overall handling.

WIDE OPEN!



KTM 350 EXC-F




HARD ENDURO DOMINANCE

TAKE THE WIN AND THE GLORY

The world of HARD ENDURO is where determination and strength win out. The 2024 KTM 300 EXC HARDENDURO special edition is built to take riders through and over a variety of extreme terrains.

Fully equipped with Hard Enduro-inspired KTM PowerParts, this edition is READY TO RACE in the most extreme environments out there.



HARDENDURO



SIX DAYS



CHARGE FOR DAYS

THE ULTIMATE GAUCHO

Built as an homage to the legendary SIX DAYS Enduro race which will take place in the unforgiving wilderness of Argentina. The 2024 KTM EXC SIX DAYS edition encompasses the hardcore spirit needed to take on multi-day Enduro races.

Thanks to KTM's experience and a huge range of updates, KTM has the knowledge and technology to build a motorcycle capable of conquering the toughest of conditions for days on end.

HARD ENDURO



TAKE IT TO THE EXTREME

A plethora of KTM PowerParts, approved by FIM HARD ENDURO world champion Manuel Lettenbichler, mean that you will be ready to take on the toughest Hard Enduro events straight off the showroom floor!

Flagship model engineered with input from top extreme enduro riders

Special protection parts including closed hand guards and composite skid plate

HARDENDURO graphics, orange frame, and orange-anodized CNC-machined triple clamps

Ribbed high-grip factory seat and factory frame protector set

Map selector switch and radiator fan as standard

Factory black D.I.D rims, orange-anodized hubs, and Metzeler 6 Days Extreme tires

Floating front brake disc with front brake disc guard, solid rear brake disc with orange rear brake disc guard



TAKE ON THE WORLD

Set new limits and stand out from the crowd with an orange-framed special edition inspired by the International Six Days Enduro (ISDE).

Models included: KTM 250 EXC / KTM 300 EXC SIX DAYS / KTM 250 EXC-F / KTM 350 EXC-F / KTM 450 EXC-F / KTM 500 EXC-F SIX DAYS

Map selector switch and radiator fan as standard

On the 4-stroke range, new Quickshifter enables clutchless upshifting from second gear upwards

High-gloss orange powder-coated frame and unique SIX DAYS Argentina graphics

Orange frame protectors, a grippier SIX-DAYS-specific seat, and a special SIX DAYS bend handlebar

Anthracite-coated silencers and GIANT high-strength rims with SIX DAYS logos

Orange-anodized CNC-machined triple clamps and a radiator fan

SIX DAYS



KTM POWERWEAR & POWERPARTS



RACETECH COLLECTION

- › Lightweight
- › Robust
- › Ventilated

TECH 7 EXC BOOTS

- › Non-slip EXC 2-component sole
- › Abrasion and impact resistant
- › TPU protectors on shin and calf

01

03

02

04

01 STRYKER HELMET

- › Sophisticated ventilation system
- › Airoh Multiaction Safety System™ (AMS2 PLUS)

03 SKID PLATE

- › Made from lightweight materials
- › Protects vital engine components from damage


02 AKRAPOVIČ "SLIP-ON LINE"

- › Fix welded brackets
- › Complies with FIM regulations

04 RACETECH JERSEY


- › A light and robust off-road shirt
- › Perforated ventilation zones

TECHNICAL DATA




KTM 150 EXC

ENGINE (LIQUID COOLED)	
ENGINE TYPE	Single cylinder, 2-stroke
ENGINE MANAGEMENT	Vitesco Technologies EMS
DISPLACEMENT	143.99 cc
BORE X STROKE	58 mm x 54.5 mm
COMPRESSION RATIO	-
STARTER/BATTERY	Electric starter/Lithium Ion 12.8V/2Ah
FUEL SYSTEM	Keihin EFI, throttle body 39 mm



KTM 250 EXC

ENGINE TYPE	Single cylinder, 2-stroke
ENGINE MANAGEMENT	Vitesco Technologies EMS
DISPLACEMENT	249 cc
BORE X STROKE	66.4 mm x 72 mm
COMPRESSION RATIO	-
STARTER/BATTERY	Electric starter/Lithium Ion 12.8V/2Ah
FUEL SYSTEM	Keihin EFI, throttle body 39 mm



KTM 300 EXC

ENGINE TYPE	Single cylinder, 2-stroke
ENGINE MANAGEMENT	Vitesco Technologies EMS
DISPLACEMENT	293.15 cc
BORE X STROKE	72mm x 72 mm
COMPRESSION RATIO	-
STARTER/BATTERY	Electric starter/Lithium Ion 12.8V/2Ah
FUEL SYSTEM	Keihin EFI, throttle body 39 mm

TRANSMISSION

CLUTCH	Wet multi-disc DS clutch, Brembo hydraulics
LUBRICATION	Electronically regulated oil pump
GEARBOX	6 gears
GEAR RATIOS	12:33 15:31 17:28 19:26 21:25 20:20
PRIMARY RATIO/FINAL DRIVE	23:73 / 13:50
CHAIN	520, X-Ring

CHASSIS & BRAKES


FRAME	Central double-cradle-type 25CrMo4
SUBFRAME	Aluminum-reinforced polyamide
HANDLEBAR	NEKEN, Aluminum Ø 28/22 mm
STEERING HEAD ANGLE	63.9°
TRIPLE CLAMP OFFSET	22 mm
MUFFLER	Aluminum
FRONT SUSPENSION	WP XACT USD fork (Closed Cartridge), Ø 48 mm
REAR SUSPENSION	WP XPLOR shock absorber with PDS
SUSPENSION TRAVEL FRONT/REAR	300 mm/310 mm
WHEELBASE	1,489 ± 10 mm
RIMS FRONT/REAR	1.60 x 21"; 2.15 x 18" Giant
TIRES FRONT/REAR	90/90-21"; 140/80-18" Maxxis MaxxEnduro
BRAKE FRONT/REAR	Brembo Disc brake Ø 260/220 mm

DIMENSIONS & WEIGHT

SEAT HEIGHT/GROUND CLEARANCE	963 mm/347 mm
TANKS CAPACITY	approx. 9 liters
WEIGHT (Ready to race)	97.8 kg


SIX DAYS EDITION AVAILABLE

SIX DAYS AND HARDENDURO EDITION AVAILABLE




KTM 250 EXC-F

ENGINE TYPE	Single cylinder, 4-stroke
ENGINE MANAGEMENT	Keihin EMS
DISPLACEMENT	249.92 cc
BORE X STROKE	81 mm x 48.5 mm
COMPRESSION RATIO	14.4:1
STARTER/BATTERY	Electric starter/Lithium Ion 12.8V/2Ah
FUEL SYSTEM	Keihin EFI, throttle body 42 mm




KTM 350 EXC-F

ENGINE TYPE	Single cylinder, 4-stroke
ENGINE MANAGEMENT	Keihin EMS
DISPLACEMENT	349.7 cc
BORE X STROKE	88 mm x 57.5 mm
COMPRESSION RATIO	13.7:1
STARTER/BATTERY	Electric starter/Lithium Ion 12.8V/2Ah
FUEL SYSTEM	Keihin EFI, throttle body 42 mm



KTM 450 EXC-F

ENGINE TYPE	Single cylinder, 4-stroke
ENGINE MANAGEMENT	Keihin EMS
DISPLACEMENT	449.9 cc
BORE X STROKE	95 mm x 63.4 mm
COMPRESSION RATIO	12.75:1
STARTER/BATTERY	Electric starter/Lithium Ion 12.8V/2Ah
FUEL SYSTEM	Keihin EFI, throttle body 42 mm



KTM 500 EXC-F

ENGINE TYPE	Single cylinder, 4-stroke
ENGINE MANAGEMENT	Keihin EMS
DISPLACEMENT	510.9 cc
BORE X STROKE	95 mm x 72 mm
COMPRESSION RATIO	12.75:1
STARTER/BATTERY	Electric starter/Lithium Ion 12.8V/2Ah
FUEL SYSTEM	Keihin EFI, throttle body 42 mm

CLUTCH	Wet multi-disc DDS clutch, Brembo hydraulics
LUBRICATION	Pressure lubrication with 2 oil pumps
GEARBOX	6 gears
GEAR RATIOS	13:33 16:30 18:26 22:26 23:23 26:22
PRIMARY RATIO/FINAL DRIVE	24:72 / 13:52
CHAIN	520, X-Ring

FRAME	Central double-cradle-type 25CrMo4
SUBFRAME	Aluminum-reinforced polyamide
HANDLEBAR	NEKEN, Aluminum Ø 28/22 mm
STEERING HEAD ANGLE	63.9°
TRIPLE CLAMP OFFSET	22 mm
MUFFLER	Aluminum
FRONT SUSPENSION	WP XACT USD fork (Closed Cartridge), Ø 48 mm
REAR SUSPENSION	WP XPLOR shock absorber with PDS
SUSPENSION TRAVEL FRONT/REAR	300 mm/310 mm
WHEELBASE	1,489 mm ± 10 mm
RIMS FRONT/REAR	1.60 x 21"; 2.15 x 18" Giant
TIRES FRONT/REAR	90/90-21"; 140/80-18" Maxxis MaxxEnduro
BRAKE FRONT/REAR	Brembo Disc brake Ø 260/220 mm

SEAT HEIGHT/GROUND CLEARANCE	963 mm/347 mm
TANKS CAPACITY	approx. 8.5 liters
WEIGHT (Ready to race)	approx. 106.2 kg

SIX DAYS EDITION AVAILABLE

SIX DAYS EDITION AVAILABLE

SIX DAYS EDITION AVAILABLE

SIX DAYS EDITION AVAILABLE



DOMINATE ENDURO

The time has come to push your limits. KTM has built radically new machines that reset the limits of Enduro. Now it's up to you. Do you accept the challenge?

More information at [KTM.COM/ENDURO](https://www.ktm.com/enduro)



KTM FINANCE*

Financing your own dream bike couldn't possibly be any easier. With KTM Finance, riding off on a brand new motorcycle is simpler than you could've ever imagined. For each specific motorcycle, individually tailored financial solutions enable you to race off in no time. Contact your authorized KTM dealer for more information.

*KTM Finance might not be available for all markets. Please ask your local authorized KTM dealer about the offers and conditions in your country.

KTM.COM



KTM SPORTMOTORCYCLE GMBH
5230 MATTIGHOFEN, AUSTRIA ©2023

Do not imitate! The riders illustrated are professional motorcycle riders. The photos were taken on closed racing circuits or closed roads. KTM wishes to make all motorcyclists aware that they need to wear the prescribed protective gear and always ride in a responsible manner in accordance with the relevant and applicable provisions of the road traffic regulations.

Only the homologated versions of the motorbikes promoted in this brochure are suitable for road use. The warnings and hazard notices in the owner's manual must be observed without fail when purchasing a motorcycle and using it for the first time (especially the prescribed speed limits). Some items in the KTM PowerParts product line are not approved for use on public roads in certain circumstances (varies from country to country). Please contact your KTM dealer for further information. The illustrated vehicles may vary in selected details from the production models and some illustrations feature optional equipment available at additional cost. All information concerning the scope of supply, appearance, services, dimensions and weights is non-binding and specified with the proviso that mistakes, printing, setting and typing errors may occur; such information is subject to change without notice.

Please note that model specifications may vary from country to country.